



GENERAL COMPONENTS INDUSTRY CORP.

旭誠工業股份有限公司

GIF SERIES

★ CONFIGURATION & DIMENSIONS :

Fig : A (GIF0302, GIF0503)

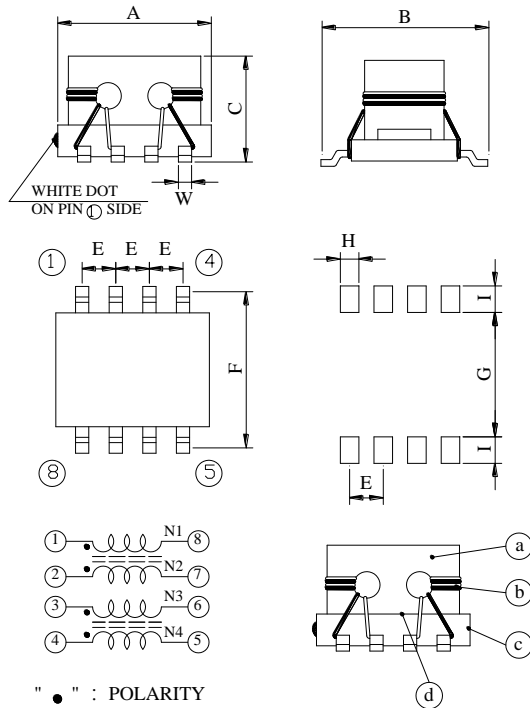
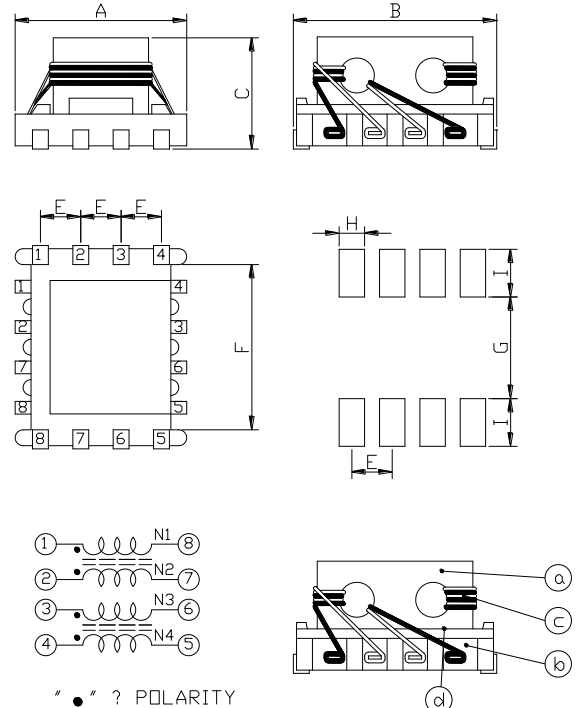


Fig : B (GIF0603)



SERIES	A	B	C	E	F	G	H	I	Fig
GF0302	3.50±0.3	5.00±0.3	2.30±0.3	0.80± 0.15	4.65±0.5	2.50 ^{REF.}	0.50 ^{REF.}	1.50 ^{REF.}	A
GIF0503	5.80±0.3	6.40±0.3	3.50±0.3	1.27±0.3	5.65±0.5	4.60 ^{REF.}	0.80 ^{REF.}	1.20 ^{REF.}	A
GIF0603	6.30 ^{MAX.}	6.40±0.3	3.50±0.3	1.27±0.3	5.26±0.3	5.00 ^{REF.}	0.80 ^{REF.}	1.50 ^{REF.}	B

UNIT: m/m

★ MATERIALS :

- a • CORE : FERRITE RID CORE
- b • BASE : LCP E4008
- c • WIRE : ENAMELLED COPPER WIRE 130℃
- d • ADHESIVE : EPOXY RESIN

★ GENERAL SPECIFICATION :

- a • TEMP. RISE : 45℃ MAX.
- b • STORAGE TEMP. : -40℃ ---- +125℃
- c • OPERATING TEMP. : -40℃ ---- +80℃
- d • RESISTANCE TO SOLDER HEAT : 260℃ .FOR 10 SECS.
- e • TEST FREQUENCY : 100MHZ

GIF SERIES



GENERAL COMPONENTS INDUSTRY CORP.

旭誠工業股份有限公司

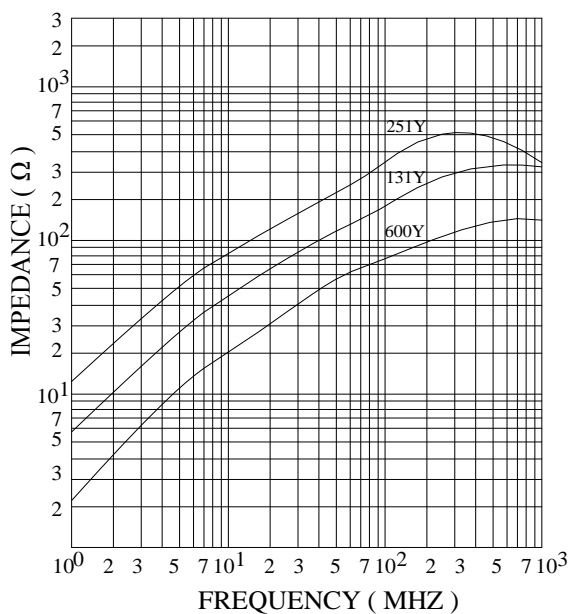
IMPEDANCE (Ω)	RDC (m Ω) MAX.			IDC (A) MAX.		
	GIF0302	GIF0503	GIF0603	GIF0302	GIF0503	GIF0603
60.0	50.0			0.50		
90.0		30.0	50.0		0.90	0.90
130.0	80.0			0.40		
200.0		45.0	65.0		0.80	0.80
250.0	100.0			0.35		
380.0		65.0	80.0		0.70	0.70

IMPEDANCE TOLERANCE:

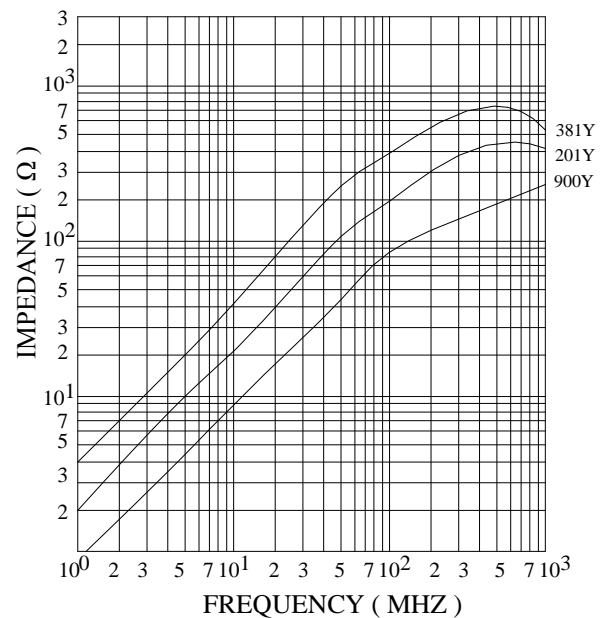
GIF0302 SERIES : Y:±30% GIF0503 SERIES : Y:±30% GIF0603 SERIES : Y:±30%

IMPEDANCE VS.FREQUENCY

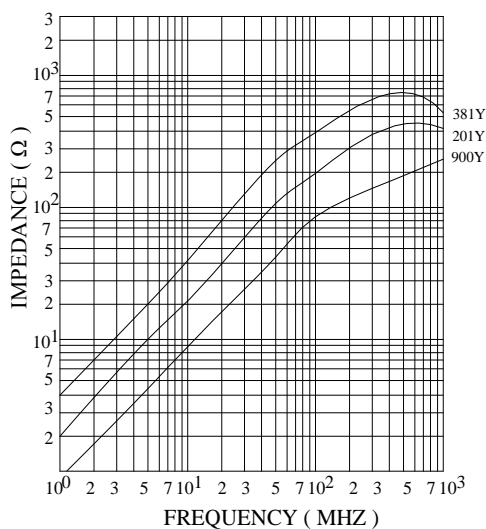
GIF0302



GIF0503



GIF0603



MEASURING CIRCUIT :

